

UK Finance: Tech and telco warnings research

Strand report

Contents

- 01** Executive summary
- 02** Tech and telco's position in the fraud landscape
- 03** Guidelines for developing warnings
- 04** User journeys
- 05** Recap of implications
- 06** Appendix

01. Executive summary

Context and objectives

- Following a **comprehensive review of counter-fraud** campaigns and interventions for the National Crime Agency (NCA), in 2022, we conducted a gap analysis and strategic review for the Lending Standards Board (LSB) to better understand how to address authorised push payment (APP) scams through effective warnings.
- A number of gaps emerged from this review, including **exploring the opportunities and challenges for the tech and telco sectors in playing a role in actively combatting scams.**
- In order to address these gaps, we have conducted a **multi-strand research programme exploring effective warnings from a consumer perspective.**
- We then conducted research into different consumer 'personas' to create guidance to **tailor warnings for particular segments of consumers.**
- In this strand, we have built upon the consumer research from the financial sector, incorporating what **this means for the technology and telecommunications sectors** which play a major role in the fraud chain.

Consumer
Research

Personas
Research

**Tech & Telco
Research**



We took an iterative approach to understanding the role for tech and telco sectors in protecting consumers from fraud



Key findings for tech and telco sector warning development

The scale of fraud in the tech and telco sectors is significant

However, the sector is felt to have been slow to take action on the issue. While telco has a greater history of engagement, incentives to act are low and there is a lack of coordination within each sector.

Pressure for the sector to take responsibility for consumer safety from fraud is mounting

An increase in legislation, such as the Telco Fraud Sector Charter and Online Fraud Charter, have signaled movement towards taking greater responsibility and points to opportunities for action.

Understanding these opportunities will support greater action

This is a need to really understand when and how consumers can be better protected along tech and telco journeys. We have mapped out user journeys across the sectors to show where opportunities for effective warnings are and what challenges the sectors may face in implementing this.

The guidance for the financial sector should be adapted to apply to the T&T sectors

This guidance is backed by evidence, but needs to be adapted to take into account sector sensitivities and starting point. The guidance points to universal steps, including introducing positive friction through a clear CTA, provision of tailored advice and stating why a risk has been identified.

Some aspects of the guidance will be more challenging to implement, even if they apply

Sector sensitivities means that T&T will be especially reluctant to implement warnings that appear accusatory, identify individual consequences or implement pauses in the journey. Instead, focusing on getting the basics right will lead to a more productive start.

Adapted guidelines to support the tech & telco sectors to deliver effective fraud warnings

Status	Guideline	Summary
Retain guideline	Provide a clear CTA	There are opportunities for the sectors to advise consumers on practical steps to take to ensure the legitimacy of their journey (e.g. safer ways to pay, suspicious requests to look out for).
	Tailor the warning	Tailoring the warning shared with consumers will increase relevance and grab attention regardless of which sector or transaction is generating the warning.
	Explain why a risk is being identified	Providing contextual information when warnings are triggered helps consumers to understand the presence of positive friction in their journeys and grab attention.
Retain guideline with considerations	Visually grab attention	Breaking from the brand's usual look, feel and tone makes warnings stand out. This is enough to grab attention, without using alarmist visuals, that the sectors are likely to be wary of using at this stage.
	Be firm and clear	Clarity and use of simple English is recommended. Firmness of tone will indicate that the sectors are taking protecting consumers seriously and this should be positioned as positive reputationally. However, they are also likely to be sensitive to being firm in borderline cases.
	Humanise the experience	Sharing personal experiences of scams shows they can happen to anyone. However, space limitations will be a challenge for both sectors, with this guidance likely to be more appropriate for warnings included in broader communications and consumer education.
	Refresh warnings regularly	Refreshing warnings regularly prevents them from becoming 'wallpaper'. However, the focus for these sectors should be on getting the basics right first.
To consider in the future	Create a pause	A low-friction user experience is key to value propositions, particularly for the tech sector. As such, the sectors are likely to resist implementing a pause. Focusing on providing a clear CTA and encouraging consumers to think and pause of their own volition is likely to be more effective.
	Demonstrate individual consequence	As the tech and telco sectors are not typically involved in reimbursement, there is less incentive to emphasise individual consequence than in the finance sector. However, focusing on loss aversion (rather than personal loss) may be a route in.

Looking to the future

There are examples of best practice in effective warnings throughout the tech and telco sectors, as shown in the user journeys.

However, implementation of warnings is inconsistent and levels of engagement among the sector are mixed.

The evidence has shown that principles that work for the finance sector can be adapted and applied to the tech and telco sectors.

The guidelines provided in this deck give UK Finance an evidence base in which to ground future conversations with the tech and telco sectors. These conversations can help to understand the sectors' plans and any opportunities for future collaboration.

UK Finance will have a strong role to play in continuing conversations and collaboration between the finance and tech and telco sectors to ensure learnings are shared.

02. Tech and telco's position in the fraud landscape

The scale of fraud in the UK cannot be understated

Fraud is the most common type of crime experienced in the UK.

An estimated 3 million UK consumers lost a combined estimated £1.9bn to financial fraud in 2022¹.

Yet scams are widely underreported.

Fewer than a third report the crime to the authorities, and this figure is estimated to be lower still for some types of scams².

Almost 3/4 of adults in the UK have been targeted by scams.

And, over a third have lost money to them³.

Fraud cases grew by 25% between March 2020 & 2022⁴

Some types of fraud have returned to pre-pandemic levels, but others remain high and are predicted to grow further still...

We are seeing increasing levels of investment aimed at tackling this fraud, notably by the banking and financial services sector. **But where do the tech and telco sectors fit into this effort?**

¹ Home Office Fraud Strategy, 2023

² National Trading Standards, 2023

³ Office for National Statistics, 2022

⁴ House of Lords Digital Fraud Committee, 2022

A large and growing proportion of fraud cases involve the tech and telco sectors

Tech

The continued growth in the sector has brought new and more global opportunities for fraudsters.

By 2022, around three quarters of online fraud cases had their beginnings on social media platforms¹. Cases almost doubled on Facebook Marketplace in just one year.

This pattern is forecast to continue with new technologies emerging².

87% of users have encountered content online which they believe to be a scam or fraud³.

Telco

The fraud threat involving telco is ever-evolving.

Voice phishing, or *vishing*, is not new, but VoIP-enabled number spoofing* is on the rise - and adds an extra layer of complexity faced by consumers⁴.

Cases of SMS-based 'smishing' attacks have risen steadily in recent years⁵.

18% of fraud cases start via telco, and these account for 44% of all losses¹.

¹ UK Finance, 2022

² Consumers International, 2019, Smailli, 2022

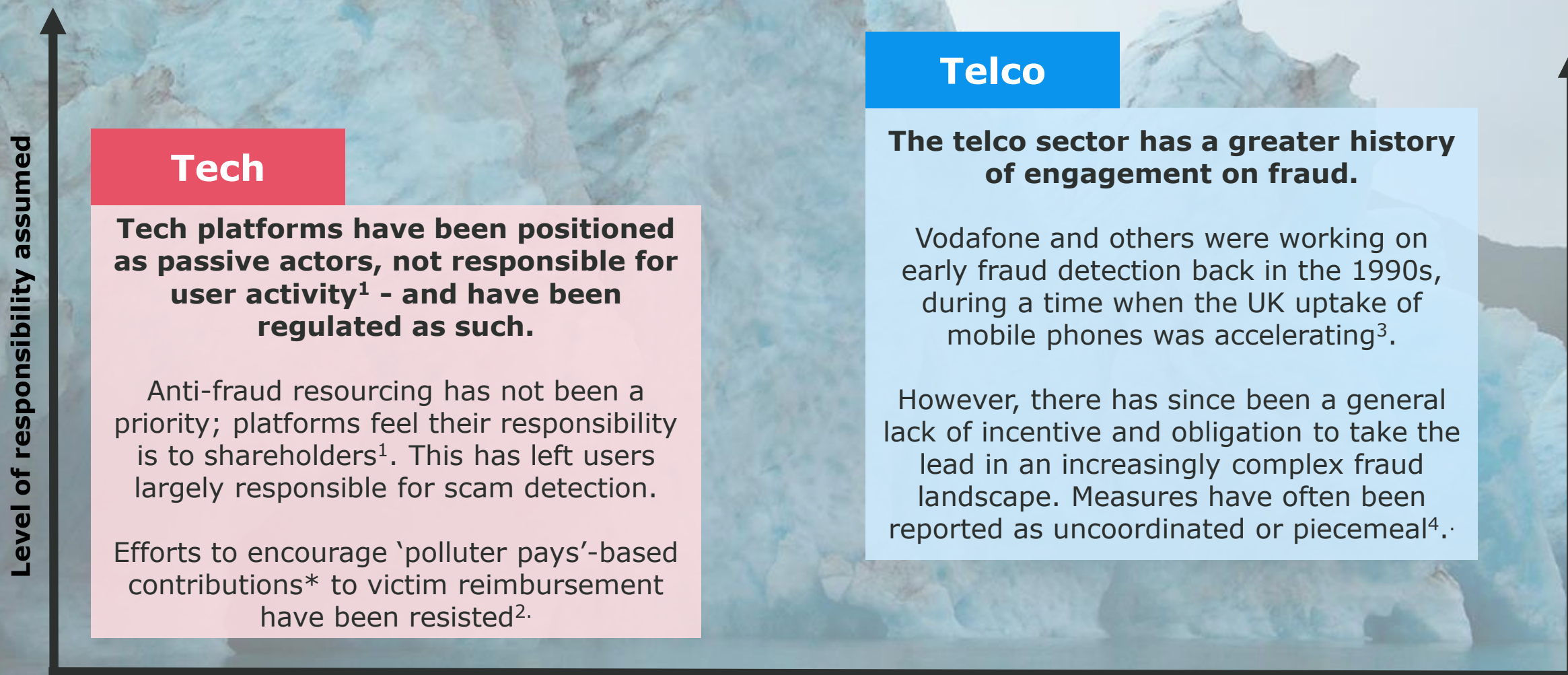
³ Yonder Consulting, 2023

⁴ Ofcom, 2022

⁵ Which? Press Office, 2021

*Number spoofing is the process of changing the Caller ID to any number other than the actual calling number. Voice over Internet Protocol is a technology that allows voice calls to be made using a broadband Internet connection instead of a standard phone line. Criminals can customise the caller ID display name when setting up an account, allowing them to easily impersonate someone else.

Sectors have historically been slow to assume responsibility, to varying degrees



As expectation on sectors grows, steps have been taken in a positive direction

Tech

Recent examples*

- **TikTok** banning content with links to external, potentially fraudulent, websites¹.
- **Meta** implementing 'warning screens' over content that might be misleading².
- **eBay** has brought advanced marketplace compliance technology in-house, purchasing AI fraud detection company 3PM Shield³.

Telco

Recent examples*

- **EE** implementing a 'Spam Shield' SMS blocking system, which has reportedly reduced the number of reported spam and scam messages on the network by over 90%¹.
- Members of the **Communications Crime Strategy Group**** contributing to the formation of the sector charter on fraud in 2022. This tackles key issues, such as scam calls, subscription fraud and SIM swap fraud⁴.

Both

- Members of **techUK** working with the Home Office's Joint Fraud Taskforce⁵ and backing the 2023 'Take Five - to Stop Fraud' national campaign.
- Provision of educational resources and signposting to victim support services.

¹ House of Lords Digital Fraud Committee, 2022

² Meta, 2023

³ eBay, 2023





⁴ Ofcom, 2022

⁵ techUK, 2023

*See the 'User journeys' section of this report for further detail of measures in place.

**Members include BT, EE, Sky Mobile, Tesco Mobile, Three, Virgin Media, O2 and Vodafone

Both sectors have faced deterrents and challenges in stepping up their efforts

Reputational 	Structural 	Financial 	Legal 
<ul style="list-style-type: none"> • A fear of blocking legitimate businesses and risking false positives. • There is a hesitancy to be seen as heavy-handed with users. • A 'network effect'* can prevent platforms being held to account¹. 	<ul style="list-style-type: none"> • A lack of standardised data sharing between platforms and sectors. • A lack of information obtained at sign-up to help identify criminals - often just an email address is required. • Authorised fraud is more complex to detect². 	<ul style="list-style-type: none"> • A fear of deterring transactions resulting in a loss of revenue. • The expense of top-down implementation of anti-fraud technologies. • Bottom-up human moderation is expensive so outsourcing this to users makes economic sense. 	<ul style="list-style-type: none"> • A lack of regulatory leadership to facilitate collaboration and assuage user data privacy concerns³. • The fraudulent act often happens off the platform or service⁴. • The international nature of fraud makes this challenging to regulate.

¹ Hermann, 2021; Riefa, 2019

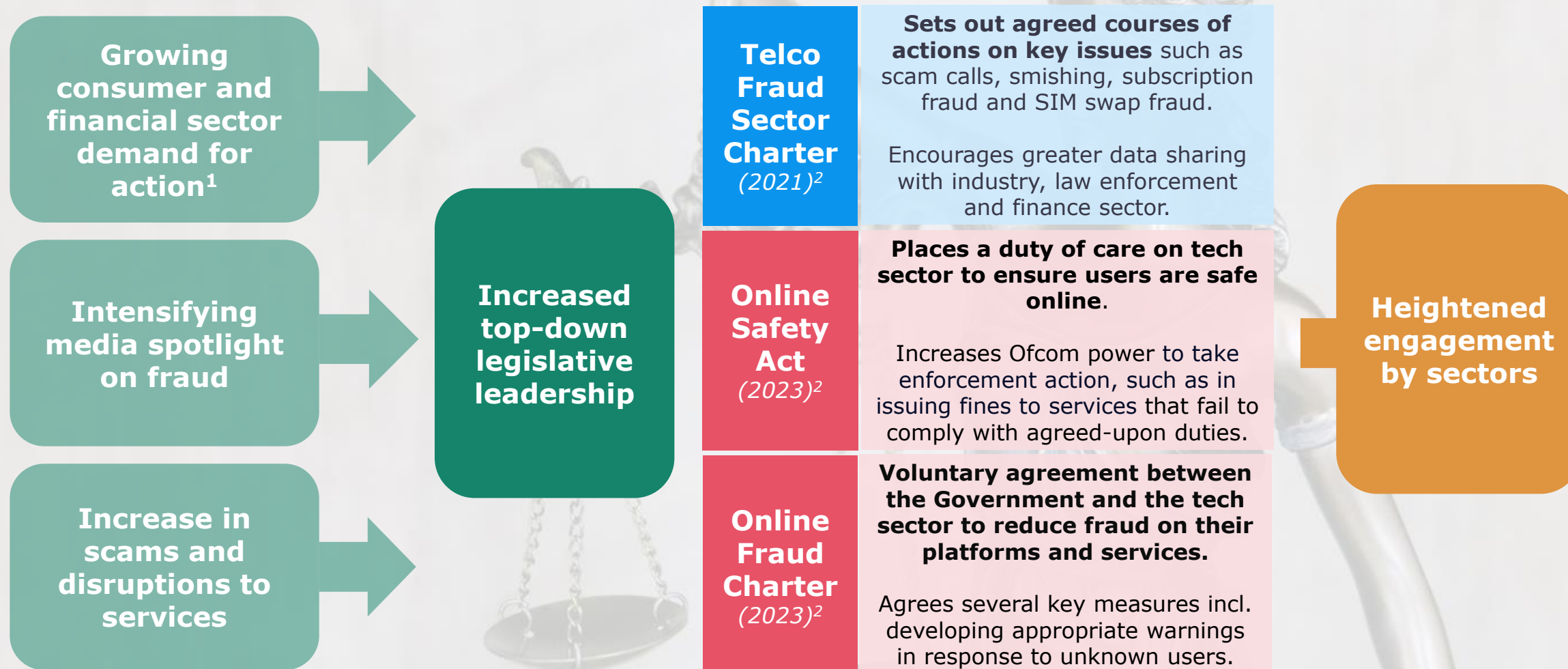
² Sneade, P., 2022

³ Ofcom ACE, 2023

⁴ House of Lords Digital Fraud Committee, 2022

*A 'network effect' is the idea that when more people use a product or service, its value increases. Among social media organisations in particular, users want to use the platforms their peers use. As a result, these organisations are not subject to the usual market forces that apply regarding levels of customer service.

Recent regulatory change signals an opportunity for cross-sector collaboration



03. Guidelines for developing warnings

From consumer research, we have identified nine guidelines for effective warnings that apply to the finance industry



VISUALLY GRAB ATTENTION

When designing an online warning, make this visually attention-grabbing, using colours and symbols consumers are used to associating with a warning.



BE FIRM AND CLEAR

Use Plain English and short sentences e.g. "Payment flagged as high risk - it is likely this is a scam. You could lose your money".



CREATE A PAUSE

Asking very specific questions can introduce positive friction. Forcing a pause may also be appropriate in some cases, for example, putting a payment on hold.



DEMONSTRATE INDIVIDUAL CONSEQUENCE

Tell consumers they may lose their money if they ignore the warning.



TAILOR THE WARNINGS

Tailor to the scam or purchase type and anything known about the consumer to engage consumers and make them listen.



HUMANISE THE EXPERIENCE

Share comparable examples. Empathy is critical in warnings, so that warnings resonate and allow consumers to admit if there is an issue.



REFRESH WARNINGS REGULARLY

Warnings need to be refreshed regularly to avoid becoming 'wallpaper' - use these guidelines to support the iteration of warnings.



EXPLAIN WHY A RISK HAS BEEN IDENTIFIED

For consumers with less trust, digital or financial confidence, as well as those with lower comprehension, explaining why a scam is thought to be occurring can provide an important pause.



PROVIDE AN ACTIONABLE CTA

Consumers move through routine payment journeys quickly. Providing a specific action they can take to confirm the legitimacy of the payment can help.

This guidance can be adapted for the tech & telco sectors, reflecting the different opportunities and challenges

The finance sector is further along in their journey of developing warnings than the tech and telco sectors.

Direct comparisons between the sectors are unlikely to improve stakeholder relations.

Rather, recommendations must be made sensitively to maximise buy-in.

The opportunities and challenges for these sectors are different.




These need to be reflected in any guidance developed on designing and implementing warnings for the tech and telco sectors.

As a result, we have re-visited the guidance on developing warnings in the finance sector and **adapted it to be appropriate for the tech and telco sectors, recognising the unique challenges and opportunities** that emerged from our desk research.



To reflect this context, we have adapted the guidelines for the tech & telco sectors

Status	Guideline	Summary
Retain guideline	Provide a clear CTA	There are opportunities for the sectors to advise consumers on practical steps to take to ensure the legitimacy of their journey (e.g. safer ways to pay, suspicious requests to look out for).
	Tailor the warning	Tailoring the warning shared with consumers will increase relevance and grab attention regardless of which sector or transaction is generating the warning.
	Explain why a risk is being identified	Providing contextual information when warnings are triggered helps consumers to understand the presence of positive friction in their journeys and grab attention.
Retain guideline with considerations	Visually grab attention	Breaking from the brand's usual look, feel and tone makes warnings stand out. This is enough to grab attention, without using alarmist visuals, that the sectors are likely to be wary of using at this stage.
	Be firm and clear	Clarity and use of simple English is recommended. Firmness of tone will indicate that the sectors are taking protecting consumers seriously and this should be positioned as positive reputationally. However, they are also likely to be sensitive to being firm in borderline cases.
	Humanise the experience	Sharing personal experiences of scams shows they can happen to anyone. However, space limitations will be a challenge for both sectors, with this guidance likely to be more appropriate for warnings included in broader communications and consumer education.
	Refresh warnings regularly	Refreshing warnings regularly prevents them from becoming 'wallpaper'. However, the focus for these sectors should be on getting the basics right first.
To consider in the future	Create a pause	A low-friction user experience is key to value propositions, particularly for the tech sector. As such, the sectors are likely to resist implementing a pause. Focusing on providing a clear CTA and encouraging consumers to think and pause of their own volition is likely to be more effective.
	Demonstrate individual consequence	As the tech and telco sectors are not typically involved in reimbursement, there is less incentive to emphasise individual consequence than in the finance sector. However, focusing on loss aversion (rather than personal loss) may be a route in.



The following guidance provides a good starting point for the tech and telco sectors

<i>Retain guideline</i>	 Provide a clear CTA	 Tailor the warning	 Explain why a risk is being identified
Why is this guidance important?	Informing consumers of actionable steps to ensure legitimacy of their journey supports the building of protective habits .	Targeting particular fraud types that are relevant to the user journey helps warnings to stand out and feel memorable .	As consumers may not be used to seeing warnings across these journeys, explaining why a risk is identified is important for engagement .
What are the challenges to implement this?	Organisations may initially resist anything that is felt to disrupt the user journey .	Organisations may be cautious of making consumers nervous by highlighting potential fraud in their journey.	Organisations will likely feel cautious of identifying a potential risk, in the event that it is a legitimate service user .
What is our recommendation?	Retain guideline. This introduces positive friction and relies on the user to 'pause' their journey rather than disrupting it from a service end.	Retain guideline. Where warnings are present, they should be tailored to the user journey to increase consumer relevance.	Retain guideline. This complements the provision of a clear CTA in introducing positive friction and providing a rationale to consumers as to why the warning is present.



Factoring in sector sensitivities on brand and tone supports the following adapted guidance

<i>Retain with considerations</i>	 Visually grab attention	 Be firm and clear
Why is this guidance important?	Breaking away from brand look and feel makes warnings stand out, avoiding becoming 'wallpaper'.	Clarity and simple English remains essential for effective anti-fraud warnings, regardless of the sector.
What are the challenges to implement this?	Organisations may resist using visual cues for 'danger' or that we may typically associate with a warning.	The sectors are cautious about overly firm warnings and appearing accusatory in borderline cases.
What is our recommendation?	Retain with considerations. Breaking from brand look and feel, rather than using visual 'danger' cues, is a good starting point.	Retain with considerations. Clarity is important and firmness in tone will indicate that consumer protection is being taken seriously. However, this should be balanced with sensitivity to avoid sounding accusatory.

Getting the basics right will be important before pursuing the following guidance

<i>Retain with considerations</i>	 Humanise the experience	 Refresh warnings regularly
Why is this guidance important?	Sharing relatable personal accounts helps warnings sink in and dispels 'victim' stereotypes.	Over time, consumers will get used to the language, tone, look and feel of warnings. Regular updates can stop warnings from becoming 'wallpaper'.
What are the challenges to implement this?	Limited space and worries around 'scare stories' frightening users may prohibit their use along journeys.	Before regularly refreshing warnings, getting the basics down first is the priority.
What is our recommendation?	Retain with considerations. This guideline is more suitable for sector communications and warnings outside of user journeys (e.g. help pages and emails).	Retain with considerations. Identifying opportunities for warnings along user journeys and implementing these is an important first step. Refreshes of warnings can be considered once this is in place.

This guidance is unlikely to be applicable at present, but may be relevant in the future

<i>To consider in the future</i>	 Create a pause	 Demonstrate individual consequence
Why is this guidance important?	Forcing a pause gives consumers a moment to 'cool off' and reflect on any warnings or new information.	Warnings that indicate you may lose your money if you ignore the advice are attention grabbing and make consumers stop and think.
What are the challenges to implement this?	Minimising friction is an important part of user proposition across the T&T sectors. The telco sector are also likely to face technical challenges in implementing a pause in how consumers communicate using their services.	The T&T sectors are not typically involved in reimbursement of consumers. The sectors will be wary of language that appears to blame users for actions taken using their services.
What is our recommendation?	To consider in the future. While this is unlikely to be appropriate guidance at present, there may be a role for this in the future (for example, implementing a pause when following a dodgy link).	To consider in the future. This guidance can be revisited should legislation on reimbursement change in the future. In the meantime, focusing on loss aversion (rather than personal loss) may be a route in.

04. User journeys

We have created a range of user journeys exploring warnings in tech and telco

We created user journey maps through:



Simulating a range of user journeys and actions on platforms (seeking out riskier content types)



Supplementary desk research on where warnings have and haven't been reported

These journey maps cover four categories:

E-commerce

Top risks: Purchase scams, payment in advance scams

Social media

Top risks: Varied (inc. investment fraud, romance scams, phishing)

Dating apps

Top risks: Romance scams

Telco

Top risks: Impersonation fraud, payment in advance fraud

While evidenced by numerous simulated journeys (including seeking out suspicious actors and content), the user journey mapping process cannot replicate every situation, and as services do not publish their processes for triggering warnings and guidance, certain contextual triggers may not be shown.

The user journeys shed light on existing best practice and gaps and how this can be built on



Understanding users' experiences of using the tech & telco sectors' services shows us:

1. Where, if at all, warnings are present in current user journeys.
2. Where opportunities are to implement warnings across user journeys.

We have mapped out a wide range of user journeys across both the tech and telco sectors. Across this, there are examples of sector best practice. However, these are often applied inconsistently.

Where relevant, we have also highlighted **where existing warnings can be improved or new warnings would be valuable** based on the literature and the consumer research.

In order to disrupt purchase scams, warnings present in e-commerce should visually draw attention to actionable steps to safer usage

Challenge	Key guideline	Considerations
In e-commerce, fast, convenient user journeys are a core to the value proposition – contributing to a positive user experience and boosting sales.	 VISUALLY GRAB ATTENTION Quick, uninterrupted user journeys are non-negotiable – this makes attention-grabbing visuals even more important to help draw attention when friction can't be introduced.	Breaking from brand look and feel will help draw attention, without necessarily using visuals and colours that cue 'danger'.
Platforms will be resistant to warnings that will scare customers , which may drive them away or lead transactions to be abandoned.	 PROVIDE A CLEAR CTA Providing clear CTAs, such as safe ways to pay or how to check legitimacy of a seller, allows platforms to reinforce desired behaviours without scaring customers .	A clear CTA will introduce positive friction, causing a consumer to stop and think , without disrupting their journey.

Gumtree displays warnings with CTAs on how to 'stay safe' from purchase scams

Stage of Journey

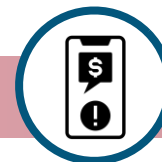
Searching for products



Deciding on the product



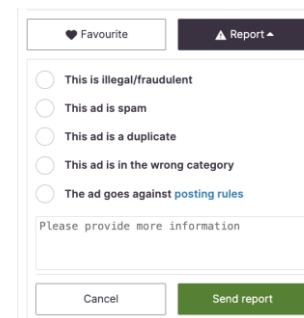
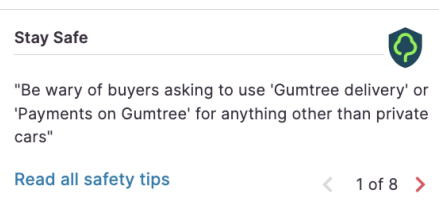
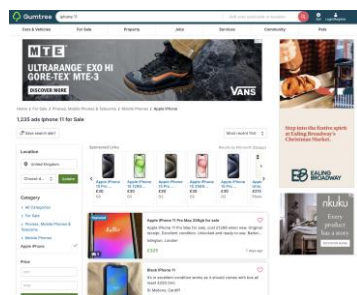
Reporting a scam



Optional educational resources



Image



Warning

There are no warnings or guidance at this stage.

On the page for the specific item there is a 'stay safe' box, with 8 tips around common scams.

There is an option to report an ad you believe to be a scam.

There is information around spotting scams in the 'Safety' section of the website.

This is an example of good practice – but, these could be made more visually striking

Stage of Journey

Searching for products



Deciding on the product



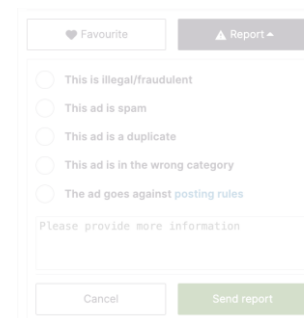
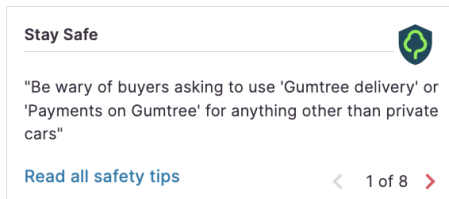
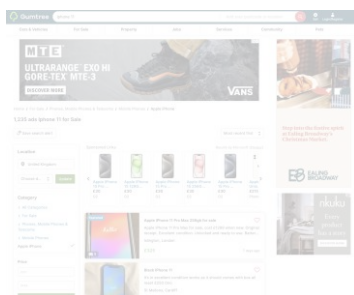
Reporting a scam



Optional educational resources



Image



GUIDANCE:



**VISUALLY
GRAB
ATTENTION**

This is an example of good practice: Gumtree's warning boxes already provide clear CTAs on how to use the platform safely. In some areas, warnings are even tailored to product (e.g. pets, cars). However, these can be improved as they visually **blend in with the platform, and could be made more visually distinct to grab attention.**

eBay's user journey is light on warnings, relying on users to interpret sellers' reputational data

Stage of Journey

Searching for products

Deciding on product

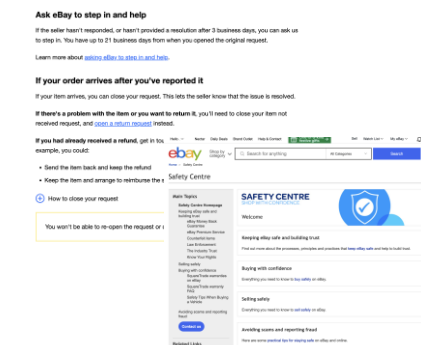
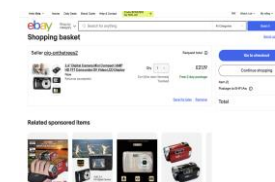
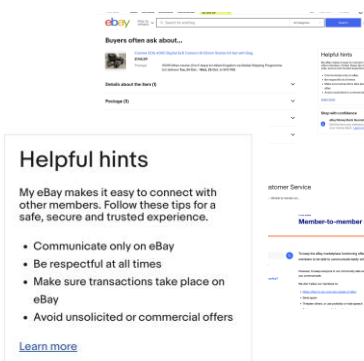
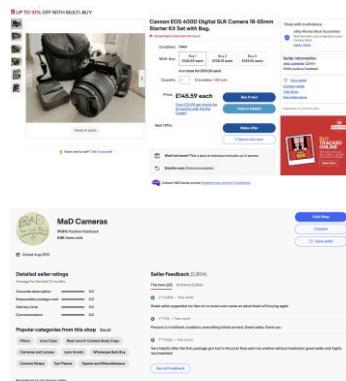
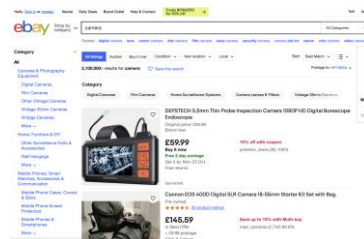
Messaging seller

Checkout

Optional educational resources



Image



Warning

No warnings are shown at this point of the journey.

There are **no warnings on individual products**, but reputational data on the the seller is shown.

'Helpful hints' are shown with relevant advice. But, the **tone and visuals are too reassuring** and not explicit about scams.

No warnings are shown at the point of checkout.

If one has suspicions after checkout, there is high **quality information** – but for some, this will be **too late**.*

30 *Most consumers are only likely to read the educational resources after experiencing fraud. In some cases, flagging a fraudulent transaction may lead to refunds.

At the point of checkout, a warning could break from brand visuals and provide a clear CTA

Stage of Journey

Searching for products



Deciding on product



Messaging seller



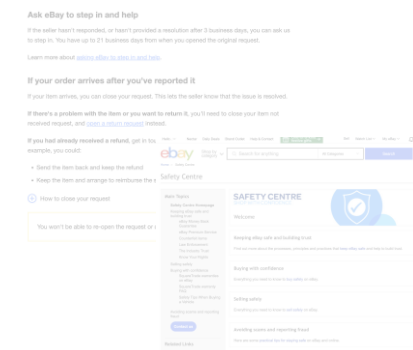
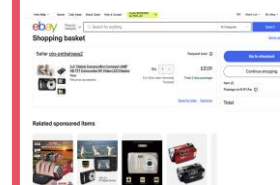
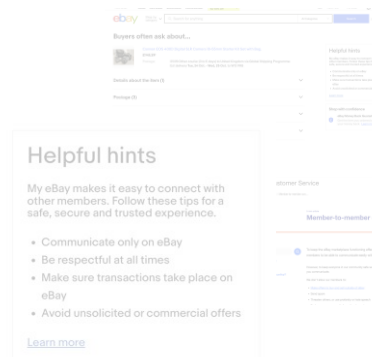
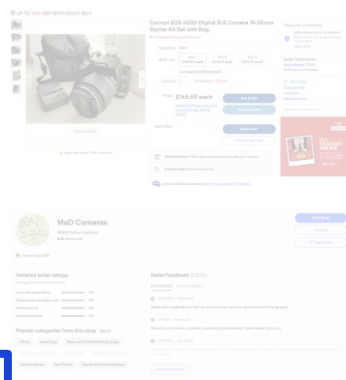
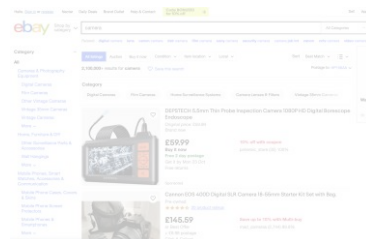
Checkout



Optional educational resources



Image



GUIDANCE:



VISUALLY GRAB ATTENTION



PROVIDE A CLEAR CTA

Ahead of making the transaction, eBay could provide a clear CTA, such as suspicious activities and safer ways to pay.

This guidance should visually stand out from brand look and feel to grab attention, but it doesn't need to look alarming!

Facebook Marketplace has few in-journey warnings, relying on users to seek out optional guidance

Stage of Journey

Searching for products

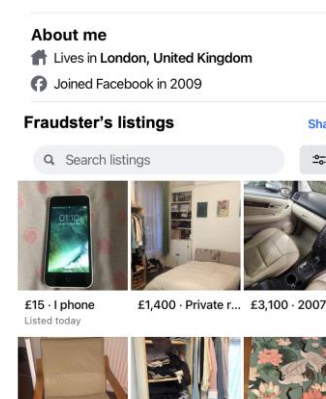
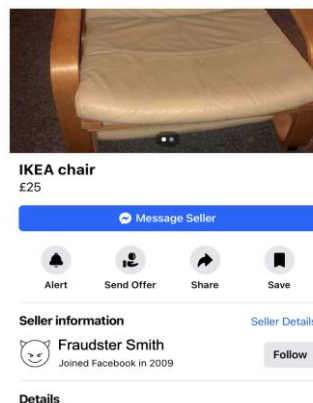
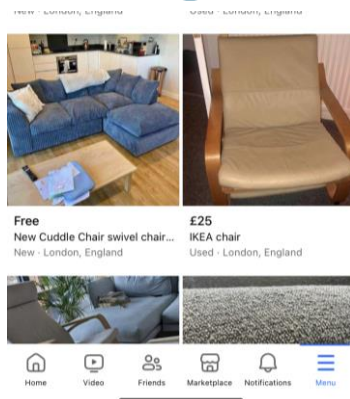
Deciding on product

Messaging seller

Optional educational resources



Image



When buying * on Facebook Marketplace

- Double-check deals that seem too good to be true. Scammers may try to use under-priced items to lure buyers into a scam.
- Do not send deposits for high-value items (apartments, cars etc.) without confirming that they're real first. When possible, try to confirm the existence and ownership (e.g. a V5C document for a car) of the item(s) in person or over a video chat before sending payments.
- Always verify the tracking numbers that you see on Marketplace on the delivery company's website, and make sure that the delivery address and delivery information is correct.
- Review the seller's profile to learn more about the seller. On their profile, you can see ratings and reviews from other buyers, friends you may have in common, view their other listings and review their Marketplace activity.
- Eligible [purchases made with checkout](#) on Facebook are covered by [Purchase Protection](#). Items exchanged in person using cash or other person-to-person payment methods are not eligible.
- When buying in person, before completing the transaction, inspect the items closely to make sure that they:
 - Are real (e.g. verifying authenticity).
 - Are in the expected condition (e.g. new, used etc.).
 - Work as expected.

Current warnings

There are no warnings or guidance at this stage.

There is no warnings or guidance at this stage.

There is no warnings or guidance at this stage, including for accounts with characteristics that might be seen as suspicious*.

Guidance on scams and fraud protection available elsewhere on website. This has to be proactively accessed by users.

32 *These characteristics include accounts registered within the past year, accounts with no profile picture or personal information (i.e. a name, photos, interactions with other users etc.).

At the point of messaging a seller, a visually distinct warning with practical advice would be effective

Stage of Journey

Searching for products



Deciding on product



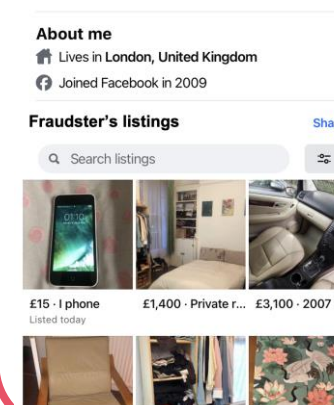
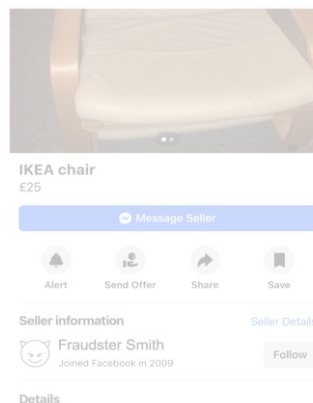
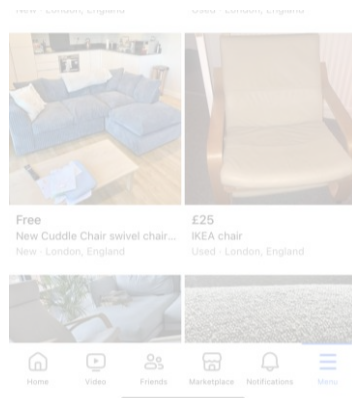
Messaging seller



Optional educational resources



Image



When buying * on Facebook Marketplace

- Double-check deals that seem too good to be true. Scammers may try to use under-priced items to lure buyers into a scam.
- Do not send deposits for high-value items (apartments, cars etc.) without confirming that they're real first. When possible, try to confirm the existence and ownership (e.g. a VSC document for a car) of the item(s) in person or over a video chat before sending payments.
- Always verify the tracking numbers that you see on Marketplace on the delivery company's website, and make sure that the delivery address and delivery information is correct.
- Review the seller's profile to learn more about the seller. On their profile, you can see ratings and reviews from other buyers, friends you may have in common, view their other listings and review their Marketplace activity.
- Eligible [purchases made with checkout](#) on Facebook are covered by [Purchase Protection](#). Items exchanged in person using cash or other person-to-person payment methods are not eligible.
- When buying in person, before completing the transaction, inspect the items closely to make sure that they:
 - Are real (e.g. verifying authenticity).
 - Are in the expected condition (e.g. new, used etc.).
 - Work as expected.

GUIDANCE:



PROVIDE A CLEAR CTA



VISUALLY GRAB ATTENTION



At the point of messaging a seller, the platform could **provide guidance on how to check legitimacy of the seller and advice for a safe transaction.** For example, advice on meeting to exchange a product and safe ways to pay.

This should **visually stand out to grab users' attention** when they are communicating with a seller.



Facebook Marketplace

Social media warnings should be tailored to help users identify the wide range of potential fraud types they may be faced with

Challenge	Key guideline		Considerations
With a huge variety of content and potential fraud types, generalised warnings can be lost in the noise of social media.	 TAILOR THE WARNING	When warnings are triggered in response to suspicious content, the warning should be relevant to the suspected fraud type (e.g. investment) where possible.	Fraudsters are notoriously fast to adapt , so keeping up with their changing approaches remains important.
Social media platforms may be concerned that warnings will make their platforms feel unsafe.	 PROVIDE A CLEAR CTA	Frequent reinforcement of clear steps to avoid harm can help teach users what to look out for.	With users' concerns about safety growing, being on the front foot may be a reputational advantage. However, cutting through noise remains difficult.

When following links in content/adverts, Instagram users are taken directly to content

Stage of Journey

Coming across advert



Clicking on advert



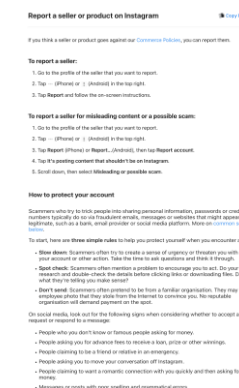
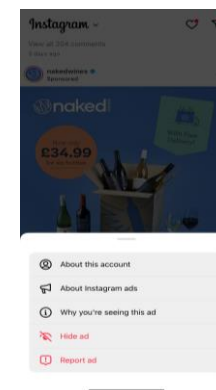
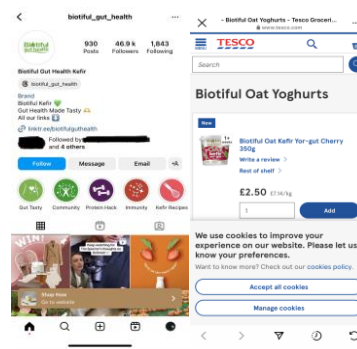
Reporting a scam



Optional educational resources



Image



Warning

Instagram flags that this is an advert by showing a 'sponsored' label under the username.

When you click on the advert there are no warning pages – you are taken directly to the linked website.

You can report any advert that you feel is suspicious.

Elsewhere on the website, useful guidance on avoiding scams and reporting potential fraudsters.

When following an external link, Instagram users should be warned with key watch-outs

Stage of Journey

Coming across advert



Clicking on advert



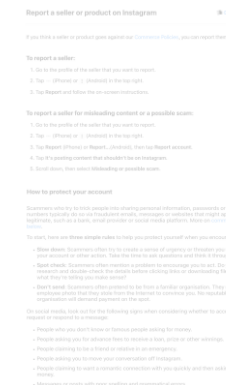

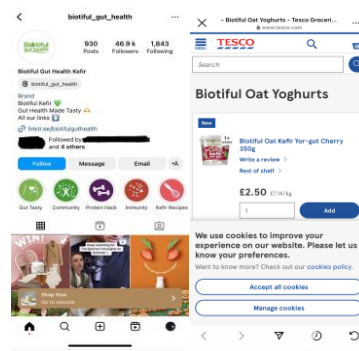

Reporting a scam



Optional educational resources



Image



When following external links which have not been verified as legitimate, consumers should be advised about what to look out for before leaving the platform.

GUIDANCE:



PROVIDE A CLEAR CTA

Even in risky areas (such as investments), Instagram does not display a warning

Stage of Journey

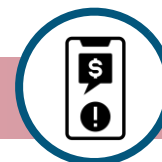
Coming across a likely investment scam



Engaging with investment scam



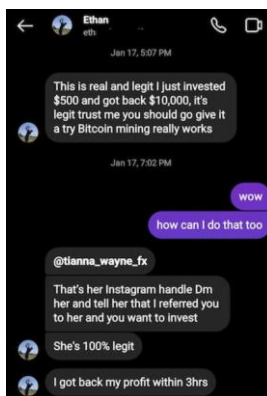
Reporting an investment scam



Optional educational resources



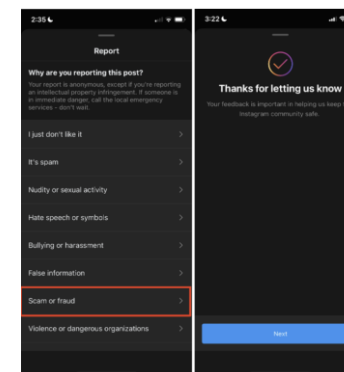
Image



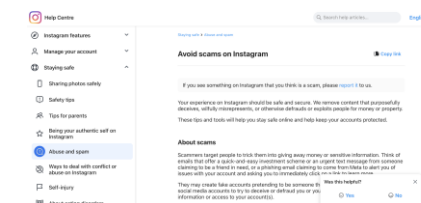
Receiving a message or coming across a post promoting a likely investment scam. There is nothing here to flag this.



When clicking on a link, you are brought directly to a website, without any warnings before you leave the platform.



Users can report posts or accounts that they feel are promoting investment scams.



Instagram's website have an "Avoid Scams on Instagram" section for users to educate themselves on warning signs.

Warning

In high-risk areas like these, tailored warnings making risks clear should be added

Stage of Journey

Coming across a likely investment scam



Engaging with investment scam



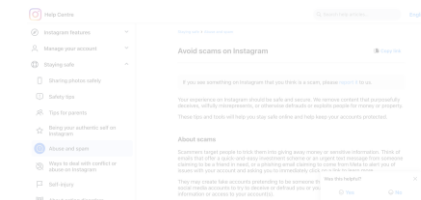
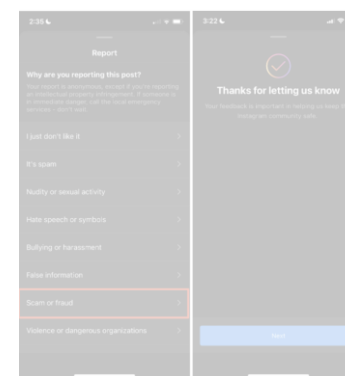

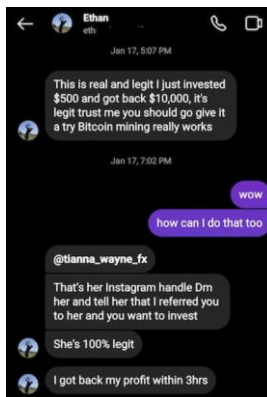
Reporting an investment scam



Optional educational resources



Image



Content referring to risky areas such as investments should trigger tailored advice on the specific risk.

Users in 'hot states' may be likely to ignore warnings, so making it clear exactly *why* caution is required will be important too.

GUIDANCE:





TAILOR THE WARNING



EXPLAIN WHY A RISK IS BEING IDENTIFIED

Warnings in dating services should be clear and sensitive when identifying risks, and help users identify suspicious contact and requests

Challenge	Key guideline		Considerations
Romance scams are complex and emotional. This means that superficial 'warnings' may be ineffective.	 PROVIDE A CLEAR CTA	Platforms should work to make looking out for the early warning signs as habitual as possible before people are 'in too deep'.	Services are likely to be cautious to warn beside individual users . Instead watch-outs could be inserted between users in apps with 'swiping' systems.
Dating is a sensitive and personal topic, so overbearing warnings about individual users may be deemed undesirable.	 EXPLAIN WHY A RISK IS BEING IDENTIFIED	While 'verification' does not guarantee that one isn't a romance fraudster, flagging that unverified users may be higher risk may still be desirable.	This is likely to impact users who decide not to self-verify, which may concern platforms . However, encouraging more verification is a positive step.

While Hinge has a verification system, it does not warn users about unverified profiles

Stage of Journey

Viewing a profile

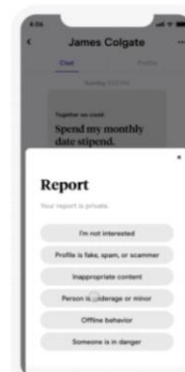
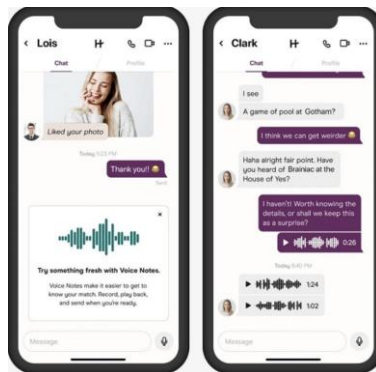
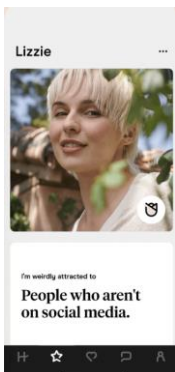
Messaging another user

Reporting a fraudulent profile

Optional educational resources



Image



Warning

No warnings are displayed when viewing profiles. Users can 'verify' their identity, but unverified users show no additional warnings.

There are no warnings when interacting with users, even if the profiles are unverified.

Users can report fraudulent profiles in the app.

The Hinge website contains "Safe Dating Advice".

Occasional warnings between users can allow dating apps to share key romance fraud watch-outs

Stage of Journey

Viewing a profile



Messaging another user



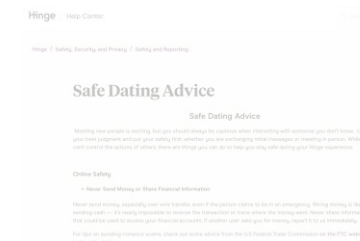
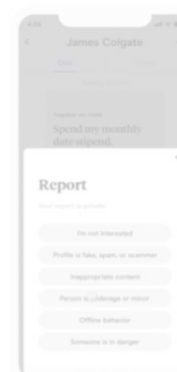
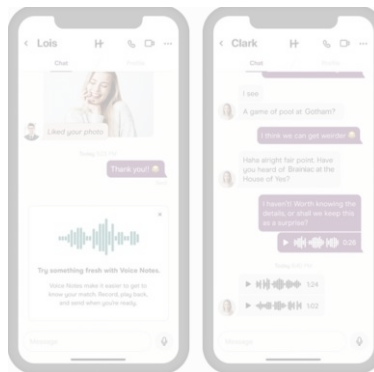

Reporting a fraudulent profile



Optional educational resources



Image



Occasional warnings can be applied 'between' users providing key watch-outs. Additional warnings for non-verified users would also be beneficial.

These warnings can use sensitive language and give advice to users on how to stay safe. While verification is not a guarantee against romance fraud, encouraging its uptake is still beneficial.

GUIDANCE:





EXPLAIN WHY A RISK IS BEING IDENTIFIED




PROVIDE A CLEAR CTA

Telco's existing flagging systems could be bolstered with better contextual information and attention-grabbing visuals

Challenge	Key guideline		Considerations
Current warnings identify some fraudulent approaches, but not why they are suspicious.	 EXPLAIN WHY A RISK IS BEING IDENTIFIED	Fraud detection systems are partially effective, but many fall through the net. By explaining contextual flags that do occur, users can learn what to look out for themselves.	Telco do not have direct control of all aspects of how warnings are displayed. To some extent, this depends on collaboration with handset providers.
Current warnings are generally effective – but in some cases are easy to miss as they blend in with the UI.	 VISUALLY GRAB ATTENTION	Breaking with look and feel of operator and handset provider branding will help to make warnings more noticeable.	Telco does not have direct control over many aspects of how warnings are displayed – so this will require collaboration.

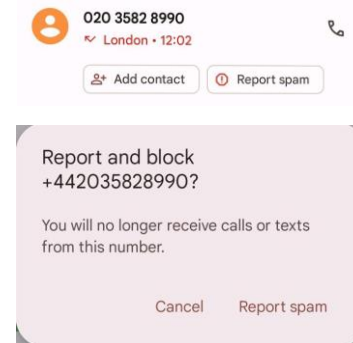
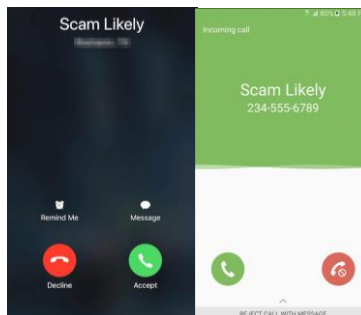
Telco firms' caller ID flagging systems identify suspected fraudulent callers – but not all are caught

Stage of Journey



Image

Vodafone UK proactively blocks phone numbers used by known scammers to send high volumes of calls and texts to its customers. The company currently blocks around 675,000 calls every day, all while ensuring that legitimate numbers are not blocked.



1) Don't respond to any unexpected call, email or text, without checking first. If it's out of the blue, check it's for you

- If it's a call, hang up, find a number you can trust, and call back on that
- If it's your bank, you can call back using the number on the back of your card
- Or, if concerned, dial 159 to be connected securely to most UK banks

Current warnings

Networks pre-screen incoming calls, although many still do get through – with different networks' detection systems varying in accuracy.

When this system is triggered, the risk is clearly flagged to the user through caller ID. However, many fraudulent or spoofed calls do get through this system.

For fraudulent numbers which are not flagged, a clear reporting system exists in which users can block the number in question.

Networks provide information online about how to identify and respond to suspicious calls, often with clear CTAs. This must be accessed proactively.

Building on this, telco could look into building more information on suspicious features and how to react

Stage of Journey

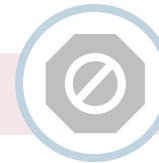
Pre-screening



Displaying caller ID



Blocking or reporting

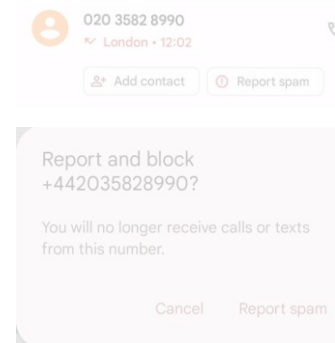
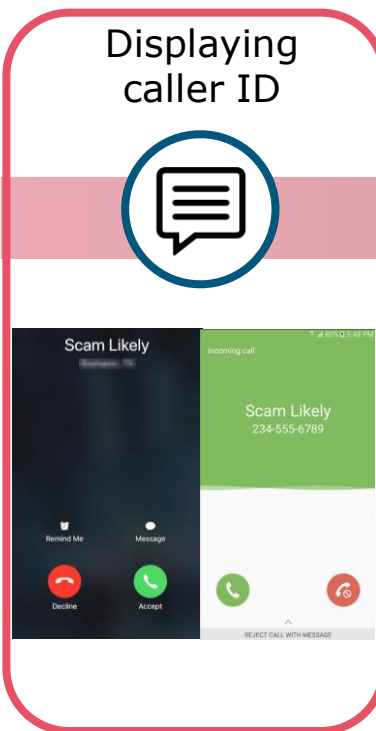


Optional educational resources



Image

Vodafone UK proactively blocks phone numbers used by known scammers to send high volumes of calls and texts to its customers. The company currently blocks around 675,000 calls every day, all while ensuring that legitimate numbers are not blocked.



1) Don't respond to any unexpected call, email or text, without checking first. If it's out of the blue, check it's for you

- If it's a call, hang up, find a number you can trust, and call back on that
- If it's your bank, you can call back using the number on the back of your card
- Or, if concerned, dial 159 to be connected securely to most UK banks

Building on these powerful interventions, telco may be able to **work with operating system providers to provide contextual information about why an approach is suspicious in borderline cases.**

Explaining what users should do next (i.e. block and report the number) will help build protective behaviours and return important information to the telco sector.

GUIDANCE:



EXPLAIN WHY A RISK IS BEING IDENTIFIED



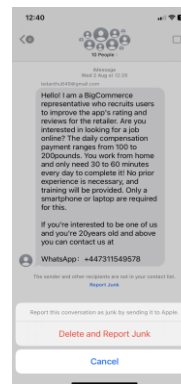
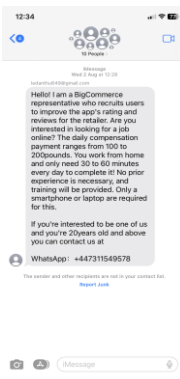
PROVIDE A CLEAR CTA

SMS messages from unknown numbers are flagged in iOS – but blend in with the visuals

Stage of Journey



Image



Most common types of fraud

Spam SMS

Spam messages are usually marketing messages that are sent to you without you requesting them. The people who send these messages may be trying to access your personal information (smishing), sell you a premium rate service or encourage you to contact them so that you can be referred to another company that will try to sell you something.

Legitimate marketing messages will usually be received from a shortcode or company that you recognise because in the past you've asked to receive their messages or used a service from them. Find out more about shortcodes.

Report the message to us by:

1. Forwarding the unwanted message free of charge to 7726
2. Forwarding the number of the person who sent you the message free of charge to 7726
3. If you're worried about the spam messages you've received, you can also report your message to the [Information Commissioner's Office \(ICO\)](#) who will be able to help you
4. It may not be possible for the ICO to follow up individual complaints if you haven't got any details about the company.

Current warnings

Some networks screen incoming messages and flag or block suspicious activity*. Pre-screening systems vary by network.

On iOS, unknown numbers are flagged. iOS systems refer to the text as possible 'junk' in a format and colours consistent with branding.

When clicking this flag, users are prompted to delete the message and report it as 'junk'.

Networks provide information online about how to identify and respond to suspicious messages. Information must be accessed proactively.

45 *While networks' systems vary, key determinants appear to be reports by other users, content similar to other common fraudulent approaches, and high frequencies of outgoing texts/calls.

Telco should look into working with OS providers to make warnings more noticeable and informative

Stage of Journey

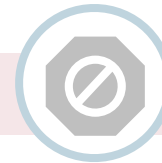
Pre-screening



Incoming text



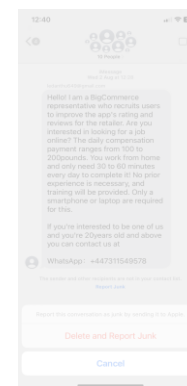
Blocking or reporting



Optional educational resources



Image



Most common types of fraud

Spam SMS

Spam messages are usually marketing messages that are sent to you without you requesting them. The people who send these messages may be trying to access your personal information (phishing), sell you a premium rate service or encourage you to contact them so that you can be referred to another company that will try to sell you something.

Legitimate marketing messages will usually be received from a shortcode or company that you recognise because in the past you've asked to receive their messages or used a service from them. Find out more about shortcodes.

Report the message to us by:

1. Forwarding the unwanted message free of charge to 7726
2. Forwarding the number of the person who sent you the message free of charge to 7726
3. If you're worried about the spam messages you've received, you can also report your message to the [Information Commissioner's Office \(ICO\)](#) who will be able to help you
4. It may not be possible for the ICO to follow up individual complaints if you haven't got any details about the company.

While flagging non-contacts is valuable, this could be more attention-grabbing, by breaking from usual colour schemes.

Where possible, **providing further information on why the message has been flagged as suspicious** will be helpful (for example, the inclusion of a link).

GUIDANCE:



**VISUALLY
GRAB
ATTENTION**



**EXPLAIN
WHY A RISK
IS BEING
IDENTIFIED**

05. Recap of implications

Adapted guidelines to support the tech & telco sectors to deliver effective fraud warnings

Status	Guideline	Summary
Retain guideline	Provide a clear CTA	There are opportunities for the sectors to advise consumers on practical steps to take to ensure the legitimacy of their journey (e.g. safer ways to pay, suspicious requests to look out for).
	Tailor the warning	Tailoring the warning shared with consumers will increase relevance and grab attention regardless of which sector or transaction is generating the warning.
	Explain why a risk is being identified	Providing contextual information when warnings are triggered helps consumers to understand the presence of positive friction in their journeys and grab attention.
Retain guideline with considerations	Visually grab attention	Breaking from the brand's usual look, feel and tone makes warnings stand out. This is enough to grab attention, without using alarmist visuals, that the sectors are likely to be wary of using at this stage.
	Be firm and clear	Clarity and use of simple English is recommended. Firmness of tone will indicate that the sectors are taking protecting consumers seriously and this should be positioned as positive reputationally. However, they are also likely to be sensitive to being firm in borderline cases.
	Humanise the experience	Sharing personal experiences of scams shows they can happen to anyone. However, space limitations will be a challenge for both sectors, with this guidance likely to be more appropriate for warnings included in broader communications and consumer education.
	Refresh warnings regularly	Refreshing warnings regularly prevents them from becoming 'wallpaper'. However, the focus for these sectors should be on getting the basics right first.
To consider in the future	Create a pause	A low-friction user experience is key to value propositions, particularly for the tech sector. As such, the sectors are likely to resist implementing a pause. Focusing on providing a clear CTA and encouraging consumers to think and pause of their own volition is likely to be more effective.
	Demonstrate individual consequence	As the tech and telco sectors are not typically involved in reimbursement, there is less incentive to emphasise individual consequence than in the finance sector. However, focusing on loss aversion (rather than personal loss) may be a route in.

Looking to the future

There are examples of best practice in effective warnings throughout the tech and telco sectors, as shown in the user journeys.

However, implementation of warnings is inconsistent and levels of engagement among the sector are mixed.

The evidence has shown that principles that work for the finance sector can be adapted and applied to the tech and telco sectors.

The guidelines provided in this deck give UK Finance an evidence base in which to ground future conversations with the tech and telco sectors. These conversations can help to understand the sectors' plans and any opportunities for future collaboration.

UK Finance will have a strong role to play in continuing conversations and collaboration between the finance and tech and telco sectors to ensure learnings are shared.

06. Appendix

- i. Additional journey maps
- ii. Bibliography

Facebook Marketplace *high chance of scam scenario*

Stage of Journey

Searching for products



Deciding on pet



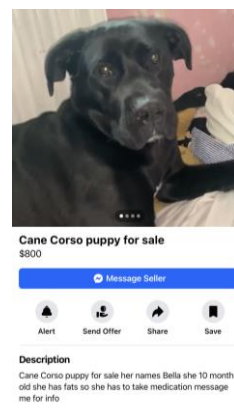
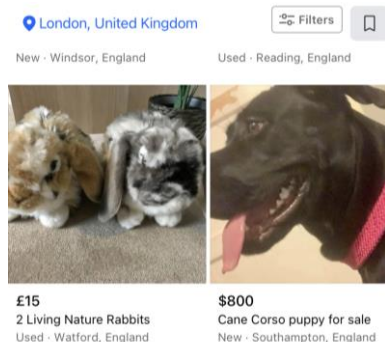
Messaging seller



Optional educational resources



Image



- When buying on Facebook Marketplace**
- Double-check deals that seem too good to be true. Scammers may try to use under-priced items to lure buyers into a scam.
 - Do not send deposits for high-value items (apartments, cars etc.) without confirming that they're real first. When possible, try to confirm the existence and ownership (e.g. a VSC document for a car) of the item(s) in person or over a video chat before sending payments.
 - Always verify the tracking numbers that you see on Marketplace on the delivery company's website, and make sure that the delivery address and delivery information is correct.
 - Review the seller's profile to learn more about the seller. On their profile, you can see ratings and reviews from other buyers, friends you may have in common, view their other listings and review their Marketplace activity.
 - Eligible purchases made with checkout on Facebook are covered by [Purchase Protection](#). Items exchanged in person using cash or other person-to-person payment methods are not eligible.
 - When buying in person, before completing the transaction, inspect the items closely to make sure that they:
 - Are real (e.g. verifying authenticity).
 - Are in the expected condition (e.g. new, used etc.).
 - Work as expected.

Current warnings

There are no warnings at this stage, despite selling pets being a common area for fraudsters.

There are no warnings at this stage.

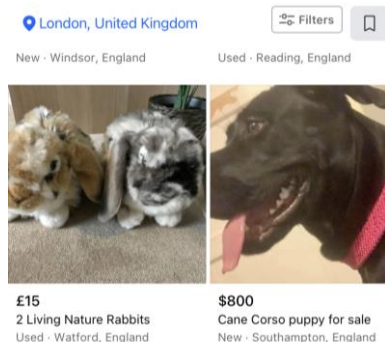
There are no warnings or guidance on what might be suspicious in a seller account*.

Elsewhere on the website, there is optional advice on scams and fraud. However, this relies on the user seeking out this information.

Facebook Marketplace *high chance of scam scenario*

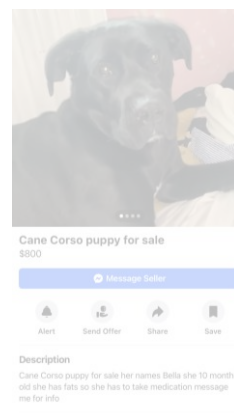
Stage of Journey

Searching for products



Image

Deciding on pet



Messaging seller



Optional educational resources



- When buying on Facebook Marketplace
- Double-check deals that seem too good to be true. Scammers may try to use under-priced items to lure buyers into a scam.
 - Do not send deposits for high-value items (apartments, cars etc.) without confirming that they're real first. When possible, try to confirm the existence and ownership (e.g. a V5C document for a car) of the item(s) in person or over a video chat before sending payments.
 - Always verify the tracking numbers that you see on Marketplace on the delivery company's website, and make sure that the delivery address and delivery information is correct.
 - Review the seller's profile to learn more about the seller. On their profile, you can see ratings and reviews from other buyers, friends you may have in common, view their other listings and review their Marketplace activity.
 - Eligible purchases made with checkout on Facebook are covered by Purchase Protection. Items exchanged in person using cash or other person-to-person payment methods are not eligible.
 - When buying in person, before completing the transaction, inspect the items closely to make sure that they:
 - Are real (e.g. verifying authenticity).
 - Are in the expected condition (e.g. new, used etc.).
 - Work as expected.

There are products that are known to be at higher risk of scam on e-commerce sites, such as the sale of pets. There is an **opportunity to provide a more tailored warning** when consumers search for these products and **explain why they are high risk**.

Follow-up advice is also likely to be welcomed to help consumers navigate a high risk space safely.

GUIDANCE:



TAILOR THE WARNING



EXPLAIN WHY A RISK IS BEING IDENTIFIED



Tinder

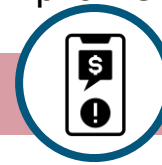
Stage of Journey

Viewing a profile

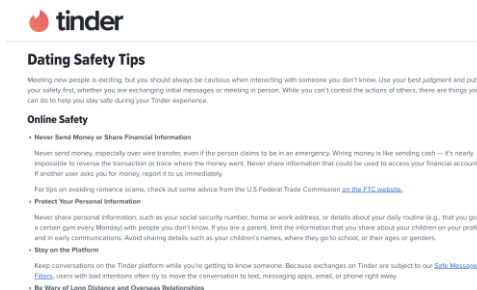
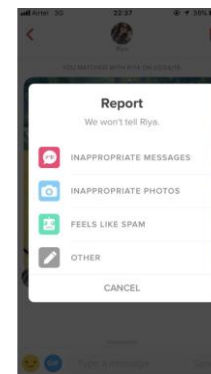
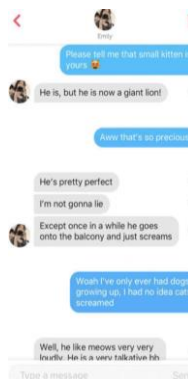
Messaging another user

Reporting a fraudulent profile

Optional educational resources



Image



Warning

Users have the option to "Photo Verify" their profiles, and to choose to only allow Photo Verified users to message them.

Before messaging another user, the "Request Photo Verification" feature allows users to request the other user completes Photo verification.

Users can report 'spam' in the app.

The Tinder website contains "Dating Safety Tips".

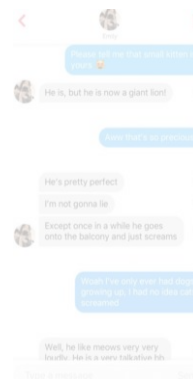
Tinder

Stage of Journey

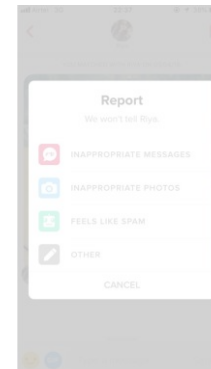
Viewing a profile



Messaging another user



Reporting a fraudulent profile



Optional educational resources



Dating Safety Tips

Meeting new people is exciting, but you should always be cautious when interacting with someone you don't know. Use your best judgment and put your safety first, whether you are exchanging initial messages or meeting in person. While you can't control the actions of others, there are things you can do to help you stay safe during your Tinder experience.

Online Safety

• Never Send Money or Share Financial Information

Never send money, especially over wire transfer, even if the person claims to be in an emergency. Wiring money is like sending cash – it's nearly impossible to recover the transaction or trace where the money went. Never share information that could be used to access your financial accounts. If another user asks you for money, report it to us immediately.

For tips on avoiding romance scams, check out some advice from the U.S. Federal Trade Commission [at the FTC website](https://www.ftc.gov/identity-theft).

• Protect Your Personal Information

Never share personal information, such as your social security number, home or work address, or details about your daily routine (e.g., that you go to a certain gym every Monday with people you don't know). If you are a parent, limit the information that you share about your children on your profile and in early communications. Avoid sharing details such as your children's names, where they go to school, or their ages or genders.

• Stay on the Platform

Keep conversations on the Tinder platform while you're getting to know someone. Because exchanges on Tinder are subject to our [Data Privacy Policy](https://www.tinder.com/legal/privacy), where we will not share them with third parties to help you move the conversation to text, messaging apps, email, or phone right away.

• Be Wary of Long Distance and Overseas Relationships

Image

Explaining why an unverified profile is a risk will act as an incentive for more users to verify themselves.

As with Hinge, platforms may wish to use sensitive language so as not to discourage users. Therefore, it is even more important that the warning is tailored to make it clear how the user can stay safe.

GUIDANCE:



**EXPLAIN
WHY A RISK
IS BEING
IDENTIFIED**



**TAILOR THE
WARNING**

SMS (Android)


Stage of Journey

Pre-screening

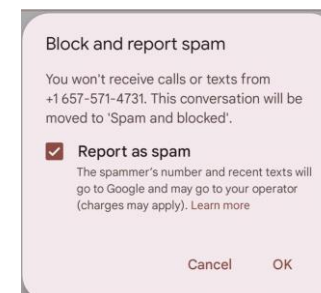
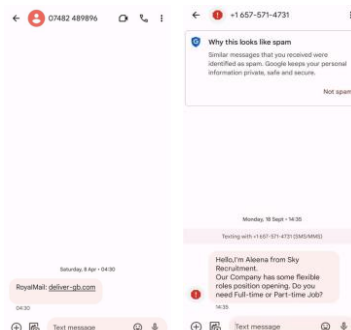
Incoming text

Blocking or reporting

Optional educational resources



Image



Most common types of fraud

Spam SMS

Spam messages are usually marketing messages that are sent to you without you requesting them. The people who send these messages may be trying to access your personal information (smishing), sell you a premium rate service or encourage you to contact them so that you can be referred to another company that will try to sell you something.

Legitimate marketing messages will usually be received from a shortcode or company that you recognise because in the past you've asked to receive their messages or used a service from them. Find out more about shortcodes.

Report the message to us by:

1. Forwarding the unwanted message free of charge to 7726
2. Forwarding the number of the person who sent you the message free of charge to 7726
3. If you're worried about the spam messages you've received, you can also report your message to the [Information Commissioner's Office \(ICO\)](#) who will be able to help you
4. It may not be possible for the ICO to follow up individual complaints if you haven't got any details about the company.

Current warnings

Some networks screen incoming messages and flag or block suspicious activity*. Pre-screening systems vary by network.

On Android, unknown contacts are not always flagged. However, some frequently flagged numbers display a fairly eye-catching warning.

Suspicious numbers can be flagged as 'spam', sharing their details with both their network & Android fraud detection systems.

Networks provide information online about how to identify and respond to suspicious messages. Information has to be accessed proactively.

55 *While networks' systems vary, key determinants appear to be reports by other users, content similar to other common fraudulent approaches, and high frequencies of outgoing texts/calls.

SMS (Android)

Stage of Journey

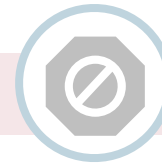
Pre-screening



Incoming text



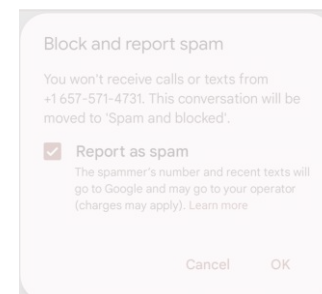
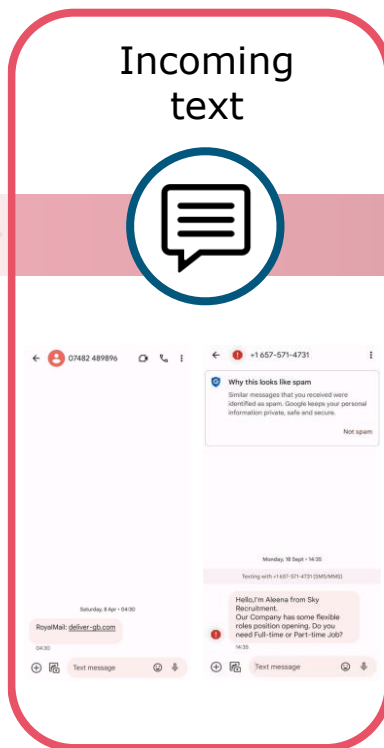
Blocking or reporting



Optional educational resources



Image



Most common types of fraud

Spam SMS

Spam messages are usually marketing messages that are sent to you without you requesting them. The people who send these messages may be trying to access your personal information (phishing), sell you a premium rate service or encourage you to contact them so that you can be referred to another company that will try to sell you something.

Legitimate marketing messages will usually be received from a shortcode or company that you recognise because in the past you've asked to receive their messages or used a service from them. Find out more about shortcodes.

Report the message to us by:

1. Forwarding the unwanted message free of charge to 7726
2. Forwarding the number of the person who sent you the message free of charge to 7726
3. If you're worried about the spam messages you've received, you can also report your message to the [Information Commissioner's Office \(ICO\)](#) who will be able to help you
4. It may not be possible for the ICO to follow up individual complaints if you haven't got any details about the company.

While the visual style of warnings are more eye-catching on Android than iOS, the lack of a warning for all unknown numbers appears to be an oversight.

Explaining why a risk has been identified and what the user should do next will help to elevate this warning even further.

GUIDANCE:



**EXPLAIN
WHY A RISK
IS BEING
IDENTIFIED**



**PROVIDE A
CLEAR CTA**

Sources cited in this report

- Barrett, C., 2023, 'It's Time Social Media Platforms Unfriended Fraudsters', Financial Times. <https://www.ft.com/content/884cd0c4-c8bc-438c-b9c2-ae74448e33ae>
- Burge, P., 1997, 'Fraud detection and management in mobile telecommunications networks', European Conference on Security and Detection, <https://ieeexplore.ieee.org/document/605807>
- Consumers International, 2019, 'Social Media Scams: Understanding the Consumer Experience to Create a Safer Digital World', <https://www.consumersinternational.org/media/293343/social-media-scams-final-245.pdf>
- eBay, 2023, Press release <https://www.ebayinc.com/stories/news/ebay-acquires-3pm-shield-to-bring-advanced-marketplace-compliance-technology-in-house/>
- Hermann, J., 2021, 'How Did We Get So Stuck on Here?', New York Times <https://www.nytimes.com/2021/05/11/style/social-media-stuck.html>
- Home Office, 2022, 'Fraud Sector Charter: Telecommunications'.
- Home Office, 2023, 'Fraud Strategy: Stopping Scams and Protecting the Public'.
- Home Office, 2023, 'Online Safety Bill / Act 2023'**
- House of Lords Digital Fraud Committee, 2022, 'Fighting Fraud: Breaking the Chain'.
- Meta, 2023, 'Fraud and Deception Policy'. <https://transparency.fb.com/en-gb/policies/community-standards/fraud-deception/#policy-details>
- Napoli, P., and Caplan, R., 2017, 'Why Media Companies Insist They're Not Media Companies, Why They're Wrong, and Why It Matters'. First Monday. <https://firstmonday.org/ojs/index.php/fm/article/view/7051/6124>
- National Trading Standards, 2023, <https://www.nationaltradingstandards.uk/news/19-million-lose-money-to-scams-but-fewer-than-a-third-report>. Survey Report.

Sources are listed alphabetically by author/organisation. All links accessible on 19.01.24

* The Online Safety Bill passed into law in October 2023, during the period of research for this report

Sources cited in this report

- Ofcom, 2022, *'Good Practice Guide to Help Prevent Misuse of Sub-Allocated and Assigned Numbers'*.
- Ofcom Advisory Committee for England (ACE), 2023, *'User-Generated Content-Enabled Fraud and Scams'*.
- Office for National Statistics (ONS), 2022, *'Crime Survey for England and Wales (CSEW)'*.
- 2023 Riefa, C., 2019, *'Consumer Protection on Social Media Platforms: Tackling the Challenges of Social Commerce'*, EU Internet Law in the Digital Era; Regulation and enforcement. https://link.springer.com/chapter/10.1007/978-3-030-25579-4_15
- Smaili, N. and Rancourt-Raymond, 2022, *'Metaverse: Welcome to the New Fraud Marketplace'*. Journal of Financial Crime 31, no. 1, <https://www.emerald.com/insight/content/doi/10.1108/JFC-06-2022-0124/full/html>
- Sneade, P., 2022, *'Tackling Fraud and Scams: An Ecosystem-Wide Approach'*, Frontier Economics Ltd. <https://home.barclays/content/dam/home-barclays/documents/news/PressReleases/Tackling-Fraud-and-Scams-An-Ecosystem-Wide-Approach.pdf>
- techUK, 2023, *'How UK Tech Companies Are Playing Their Part to Tackle the Rise of Online Fraud'*, <https://www.techuk.org/resource/how-uk-tech-companies-are-playing-their-part-to-tackle-the-rise-in-online-fraud>
- UK Finance, 2022, *Annual Fraud Report*.
- Which?, 2023, *'Make Tech Giants Take Responsibility'*, <https://www.which.co.uk/campaigns/tech-giants-responsibility>
- Which? Press Office, 2021 <https://press.which.co.uk/whichpressreleases/smishing-attacks-in-the-uk-grew-by-nearly-700-in-the-first-six-months-of-2021-which-reveals>
- Yonder Consulting for Ofcom, 2023, *'Executive Summary Report: Online Scams & Fraud Research'*, https://www.ofcom.org.uk/_data/assets/pdf_file/0025/255409/online-scams-and-fraud-summary-report.pdf

Additional sources included in the evidence review

- Bailey, J, Giambrone Law, 2023, 'How the Online Safety Bill Could Impact on Online Financial Scams and Fraud'. <https://www.giambronelaw.com/site/news-articles-press/library/articles/financial-scams-frauds-online-safety-bill>
- Button, M., Hock, B., Shepherd, D., Gilmour, P., 2023, 'Understanding the Rise of Fraud in England and Wales through Field Theory: Blip or Flip?'. *Journal of Economic Criminology* 1 <https://doi.org/10.1016/j.jeconc.2023.100012>.
- Dachis, A., 2019 'How Google Legally Profits From Massive Fraud on Its Platform (and What You Can Do About It)'. <https://www.extremetech.com/internet/294213-how-google-legally-profits-from-massive-fraud-on-its-platform>
- Venkataramakrishnan, S., 2022, 'Banking, Tech and Telecoms Groups Combine to Gather Intelligence on Scammers', *Financial Times* <https://www.ft.com/content/68a13465-3d4e-4ae9-a2ef-7bf23f88761c>
- Barrett, C., 2022, 'Instagram Must Stop the Scammers Targeting Gen Z'. *Financial Times*. <https://www.ft.com/content/b2702828-a094-4edd-a440-154c4dbbd6c4>
- Fraud Advisory Panel, 2021, 'Joint Position Statement: Preventing Fraud on Social Media', <https://www.nebrcentre.co.uk/wp-content/uploads/2022/08/Social-Media-and-Fraud-Apr21.pdf>
- Prenzler, T., 2020, 'What Works in Fraud Prevention: A Review of Real-World Intervention Projects'. *Journal of Criminological Research, Policy and Practice* 6, no. 1, <https://doi.org/10.1108/JCRPP-04-2019-0026>.
- Holkar, M. and Lees, C., 2020, 'Caught in the Web; Online Scams and Mental Health'. Money and Mental Health Policy Institute. <https://www.moneyandmentalhealth.org/wp-content/uploads/2020/12/Caught-in-the-web-full-report.pdf>
- National Audit Office, 2023, 'Preparedness for online safety regulation' <https://www.nao.org.uk/wp-content/uploads/2023/07/preparedness-for-online-safety-regulation-summary.pdf>
- Poster, W., 2022, 'Introduction to Special Issue on Scams, Fakes, and Frauds'. *New Media & Society* volume 24, no. 7. <https://doi.org/10.1177/14614448221099232>.
- Hyde, R. and Wilson, P. 2023, 'Fraudemic: Adding to the Evidence Base on the Scale and Impact of Fraud in the UK'. Social Market Foundation interim report, <https://www.smf.co.uk/wp-content/uploads/2023/07/Fraudemic-July-2023-2.pdf>
- Cross, C. 2022, 'Meeting the Challenges of Fraud in a Digital World', *The Handbook of Security*.. https://doi.org/10.1007/978-3-030-91735-7_11.



Thank you!

Carol McNaughton Nicholls | cmcnaughtonnicholls@thinksinsight.com

Talia Coroniti | tcoroniti@thinksinsight.com

Michael Keating | mkeating@thinksinsight.com

Orla O'Dwyer | oodwyer@thinksinsight.com

Tim Postle | tpostle@thinksinsight.com

hello@thinksinsight.com

T: +44 (0)20 7845 5880

www.thinksinsight.com